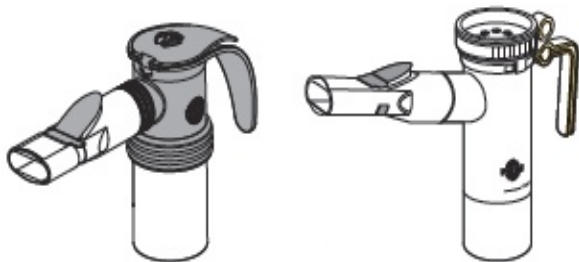


**LONGER TREATMENT TIME IS CAUSED BY  
A PLUGGED ORIFICE INSIDE THE PARI NEBULIZER.**

**Cleaning & Disinfecting  
the Pari Reusable Nebulizer.**

Bring a pot of water up to a boil. Put the Pari LC PLUS, LC Sprint, or LC Star PARTS into the pot of water for 10 minutes.

This should dissolve the medicine clogged in the orifice.



Do Not Put the 7 foot Plastic Tubing in boiling water because it will melt!



**The Safest Way To Clean your  
Nebulizer with a plugged orifice.**  
Use this technique Once a Week!

1. Bring a pot of water up to a boil 210F!
2. Turn the heat off!
3. Put the Pari LC PLUS, LC Sprint, or LC Star PARTS into the pot of water.
4. Come back later to remove the parts from the water and let air dry!!

You will not boil off all the water and melt the nebulizer parts!

Register your Pari Trek S Combo Compressor Nebulizer with Pari Respiratory Equipment  
Call 1-877-943-3931 or Mail in the card or Online at

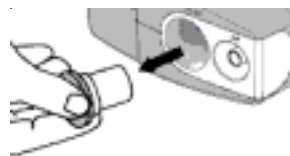
<http://registration.pari.com/standard-reg-EN.html>

**Recharging the TREK S BATTERY**

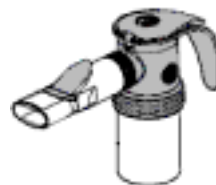
**DON'T LEAVE THE TREK S  
BATTERY CHARGING FOR  
MORE THAN 3 HOURS.**

It takes Only 2 HOURS to recharge the 12 volt Li-Ion rechargeable battery.

**Battery Charge lasts 50 minutes.  
3 - 5 Aerosol Treatments**



Using a 25 cent coin, Replace the Air Filter on your Trek S Compressor every 6 months.



Replace the LC Sprint Nebulizer every 6 months.

**American Allergy Supply**

PO BOX 722022 Houston Texas 77272-2022

Tel: 1-800-221-6483

[www.americanallergysupply.com](http://www.americanallergysupply.com)